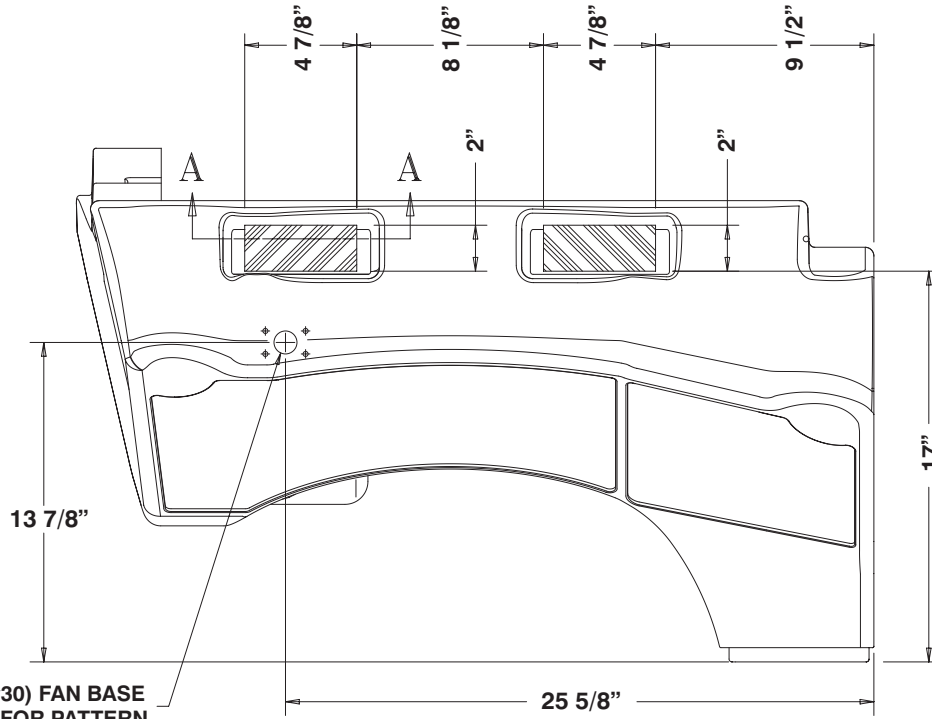


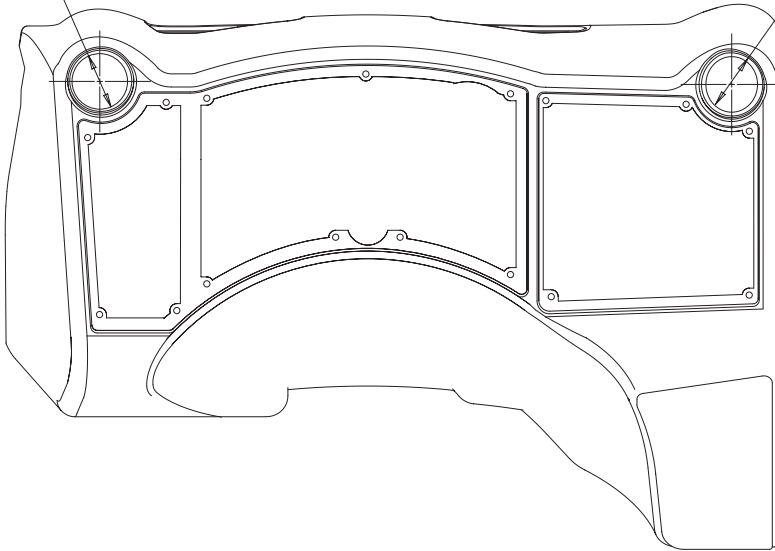
# CAB ENCLOSURE

GRADALL G6-42A, Tf6-42, & G9-43



TOP VIEW OF DASH

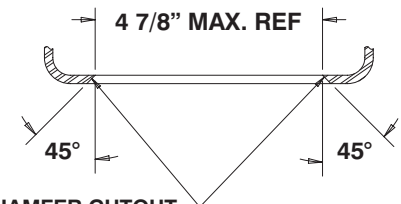
(1) HOLE  
2 1/2" DIA.



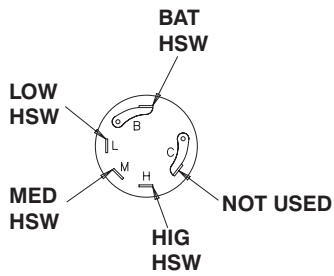
OPERATOR'S VIEW OF DASH

**STEP #2** CENTER 2 1/2" DIA. HOLES IN THE CIRCULAR AREA SHOWN

(1) HOLE  
2 1/2" DIA.

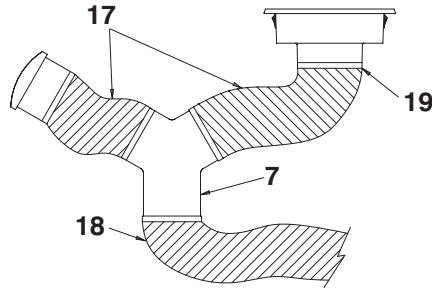


SECTION A-A



**HEATER FAN SWITCH  
HARNES CONNECTIONS**

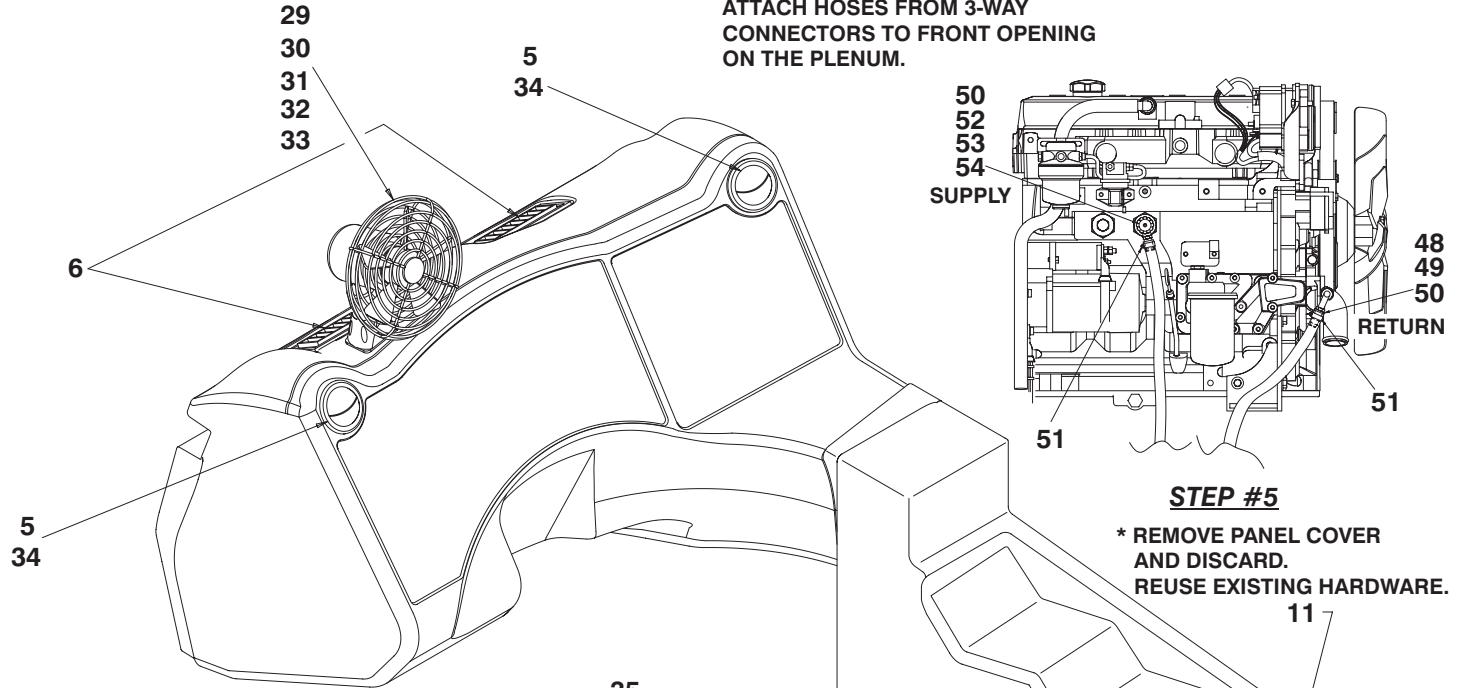
**SEE SHEET #1 FOR VENT CUT-OUTS  
& FAN MOUNTING HOLES**



**STEP #4**

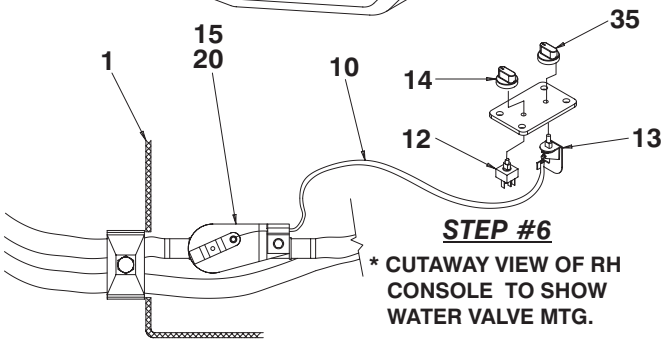
USE THIS CLAMP TO ATTACH  
VENT HOSE TO VENTS, PLENUM  
AND HEATER.

ATTACH HOSES FROM 3-WAY  
CONNECTORS TO FRONT OPENING  
ON THE PLENUM.



**STEP #5**

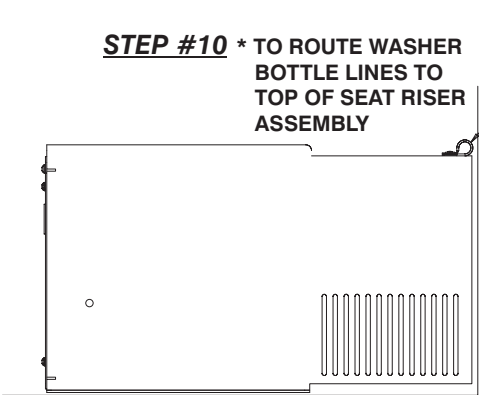
\* REMOVE PANEL COVER  
AND DISCARD.  
REUSE EXISTING HARDWARE.



**STEP #6**

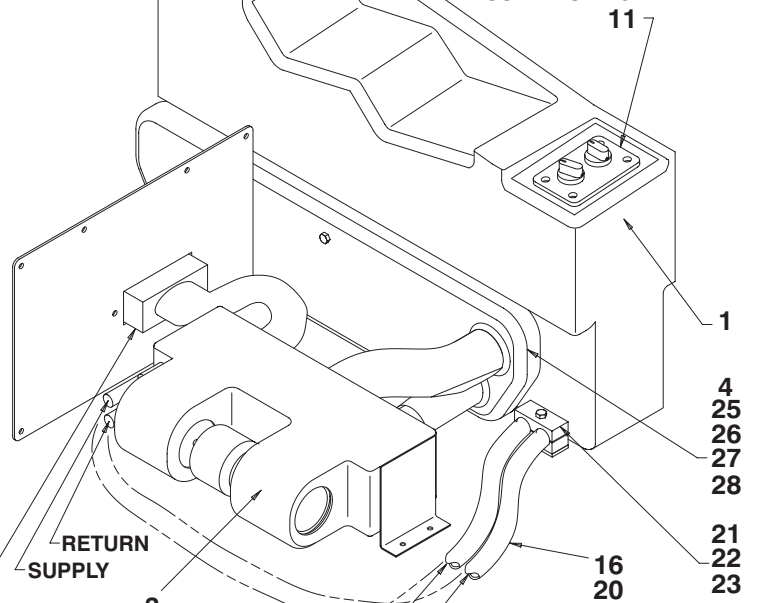
\* CUTAWAY VIEW OF RH  
CONSOLE TO SHOW  
WATER VALVE MTG.

**STEP #10** \* TO ROUTE WASHER  
BOTTLE LINES TO  
TOP OF SEAT RISER  
ASSEMBLY



**STEP #8**

\* REMOVE COVER PLATE  
AND DISCARD.  
ATTACH VENT TO  
ACCESS COVER USING  
EXISTING HARDWARE.



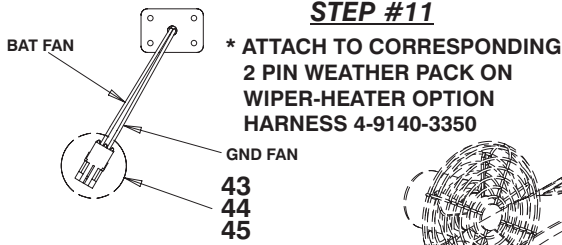
**STEP #9** \* AT HEATER

**STEP #7**

\* ATTACH HEATER TO WELD  
NUT IN CAB FLOOR.

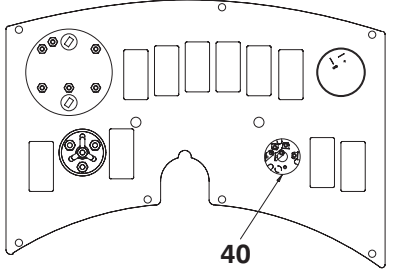
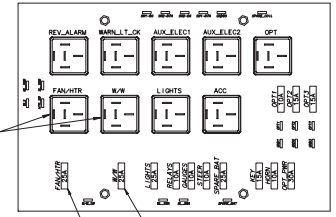
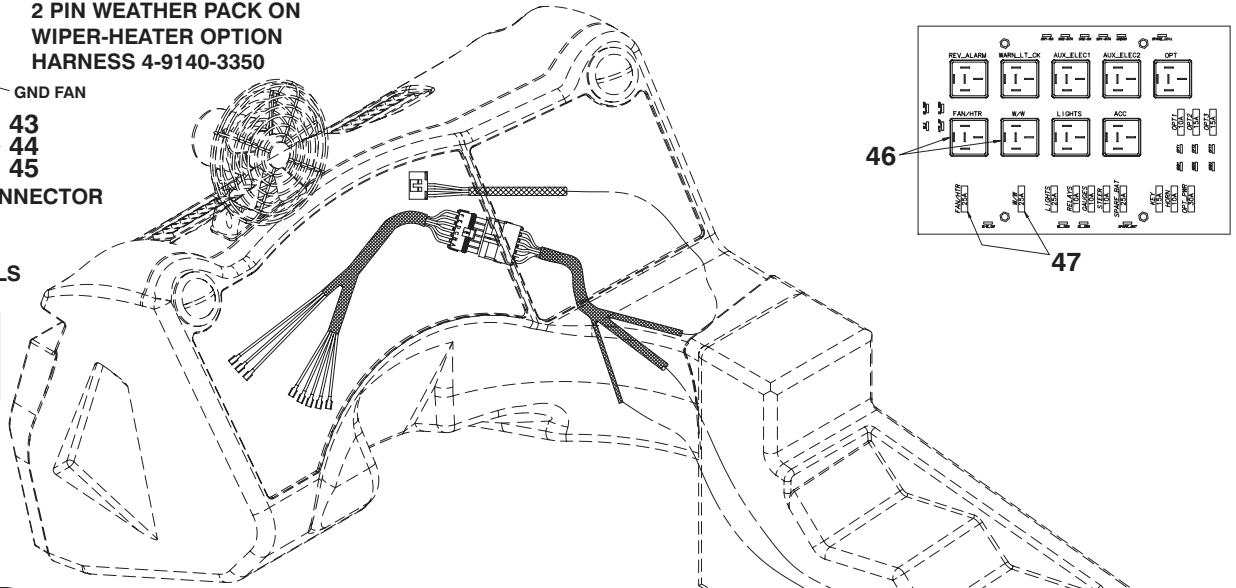
**FAN WIRING**

**STEP #11**



WEATHER PACK CONNECTOR  
SHROUD END  
P/N 8096-3058  
MALE PIN TERMINALS  
P/N 8096-3069

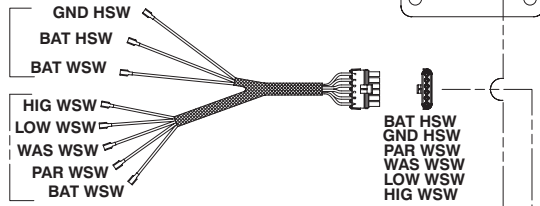
| WIRING CHART |         |
|--------------|---------|
| "A"          | GND FAN |
| "B"          | BAT FAN |



**STEP #12**

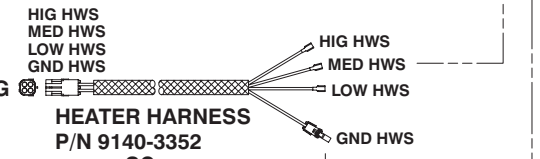
\* ATTACH TO HTR SW.  
W/W SW AND GND ON  
INSTRUMENT PANEL.

\* ATTACH TO WIPER SWITCH  
ON INSTRUMENT PANEL



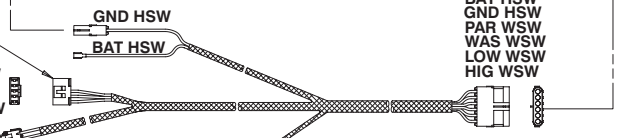
WIPER-WASHER-HEATER  
DASH HARNESS  
P/N 9140-3351  
38

\* ATTACH TO HEATER WIRING



HEATER HARNESS  
P/N 9140-3352  
39

\* ATTACH TO WIPER  
MOTOR MOUNTED  
ON INSIDE FRONT  
CAB WALL

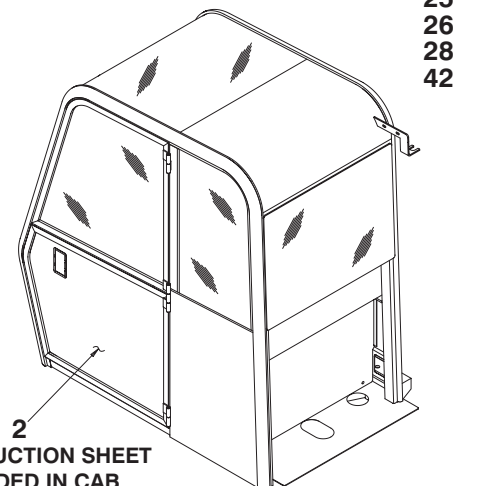
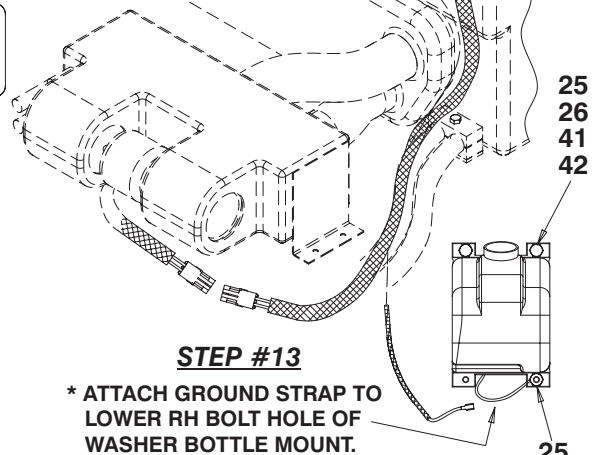


WIPER-HEATER OPT HARNESS  
P/N 9140-3350  
37

\* ATTACH TO WASHER BOTTLE  
MOUNTED ON REAR CAB WALL 41

**STEP #13**

\* ATTACH GROUND STRAP TO  
LOWER RH BOLT HOLE OF  
WASHER BOTTLE MOUNT.



**STEP #14** \* INSTRUCTION SHEET  
INCLUDED IN CAB  
ENCLOSURE P/N 91473156

# CAB ENCLOSURE KIT

P/N 9147-5108

| SEQ # | ITEM NO.              | DESCRIPTION                  | QTY    |
|-------|-----------------------|------------------------------|--------|
| 1     |                       | RH CONSOLE                   | REF.   |
| 2     | 9147-3156             | CAB ENCLOSURE                | 1      |
| 3     | 9140-3280             | HEATER UNIT                  | 1      |
| 4     | 9140-3329             | PLENUM HEAT/AC               | 1      |
| 5     | 8036-3106             | VENT, CIRCULAR               | 2      |
| 6     | 9141-3053             | VENT, RECTANGULAR            | 3      |
| 7     | 9140-3539             | CONNECTOR, 3 WAY             | 2      |
| 8     | 9141-3036             | SCREW #6 X 1/2" SELF TAPPING | 2      |
| 9     | 2486-1170             | CLAMP                        | 2      |
| 10    | 9141-3038             | HEATER CABLE                 | 1      |
| 11    | 9140-3445             | HEATER CONTROL PANEL         | 1      |
| 12    | 8096-4001             | BLOWER SWITCH                | 1      |
| 13    | 8036-3028             | ROTARY CONTROL               | 1      |
| 14    | 8036-3029             | KNOB 1/4" SHAFT              | 1      |
| 15    | 8368-3182             | WATER VALVE                  | 1      |
| 16    | 8203-3995             | HEATER HOSE, 5/8"            | 20ft   |
| 17    | 7149-2150             | VENT HOSE, 2" DIA.           | 10ft   |
| 18    | 7149-2152             | VENT HOSE, 2 1/2" DIA.       | 10.5ft |
| 19    | 8423-1107 (2464-1335) | CLAMP, HOSE                  | 18     |
| 20    | 8668-3193 (2464-1335) | CLAMP, HOSE                  | 4      |
| 21    | 7713-3279 (7713-3133) | CLAMP SET                    | 1      |
| 22    | 7713-3137 (7133-3133) | COVER PLATE                  | 1      |
| 23    | 8820-1023             | BOLT 5/16"-18NC X 1 3/4"     | 1      |
| 24    | 8826-1015             | BOLT 1/4"-20NC X 5/8"        | 4      |
| 25    | 8856-1002             | FLATWASHER 1/4"              | 9      |
| 26    | 8855-1009             | LOCKWASHER 1/4"              | 8      |
| 27    | 8820-1011             | BOLT 1/4"-20NC X 2 1/2"      | 1      |
| 28    | 8850-1004             | NUT 1/4"-20NC                | 2      |
| 29    | 9140-3608             | DEFROSTER FAN                | 1      |
| 30    | 9140-1443             | FAN BASE PLATE               | 1      |
| 31    | 9103-3425             | RUBBER GROMMET               | 1      |
| 32    | 8821-1030             | SCREW #10-24NC X 3/4"        | 4      |
| 33    | 7714-3017 (7714-3006) | LOCKNUT #10-24NC             | 4      |
| 34    | 9140-3596             | VENT REDUCER                 | 2      |
| 35    | 8036-3069             | KNOB 3/16" SHAFT             | 1      |
| 36    | 8856-1105             | FLATWASHER #10               | 2      |
| 37    | 9140-3350             | WIPER/HEATER HARNESS         | 1      |
| 38    | 9140-3351             | WIPER/WASHER HARNESS         | 1      |
| 39    | 9140-3352             | HEATER HARNESS               | 1      |
| 40    | 8096-3101             | SWITCH, WIPER                | 1      |
| 41    | 8368-3085             | WASHER BOTTLE                | 1      |
| 42    | 8820-1005             | BOLT 1/4"-20NC X 1"          | 3      |
| 43    | 8096-3058 (8096-3055) | WEATHER PACK SHROUD          | 1      |
| 44    | 8096-3069 (8096-3055) | WEATHER PACK PINS            | 2      |
| 45    | 8096-3065 (8096-3055) | WEATHER PACK SEALS           | 2      |
| 46    | 7736-3265             | RELAY                        | 2      |
| 47    | 8096-4009             | AUTO FUSE, 25 AMP            | 2      |
| 48    | 8068-3073             | FITTING, ADAPTER             | 1      |
| 49    | 9140-3443 (8656-1306) | FITTING, 90°                 | 1      |
| 50    | 8203-3995             | HEATER, HOSE 5/8"            | REF.   |
| 51    | 8667-1187             | HEATER, HOSE CLAMP           | 2      |
| 52    | 8037-3046 (8656-1306) | FITTING                      | 1      |
| 53    | 2-9108-3155           | TRUCK VALVE                  | 1      |
| 54    | 1-7738-3540           | COOLANT RESTRICTER ORFICE    | 1      |
| 55    | 3128950               | INSTRUCTIONS                 | 1      |